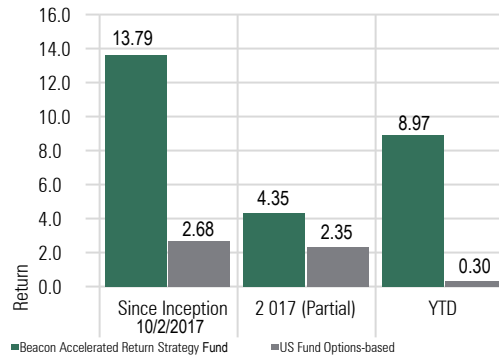


9/30/2018 Fact Sheet

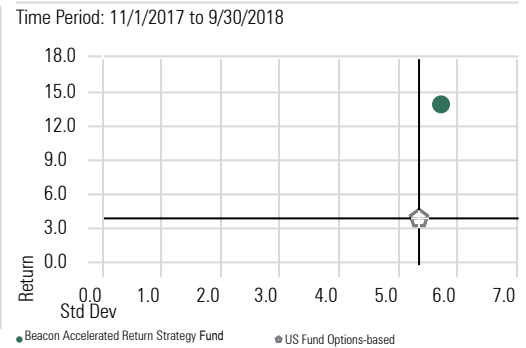
### Investment Strategy

The Fund seeks to outperform U.S. equity markets in modestly rising market environments, to capture most of the equity returns in strong bull markets, and to generate returns that approximate the U.S. equity markets in falling markets. The fund employs a long/short index option strategy by following a disciplined and systematic investment process. It is non-diversified.

### Returns (%)



### Risk-Reward



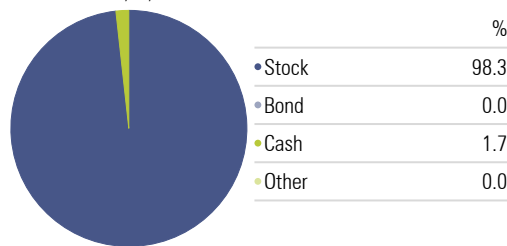
Performance data quoted represents past performance. Past performance does not guarantee future results. Performance figures over one year are annualized. The investment return and principal value of an investment will fluctuate so that an investor's shares, when redeemed, may be worth more or less than the original cost. Current performance of the fund may be lower or higher than the performance quoted. Performance data current to the most recent month end may be obtained by calling 844-894-9222.

### Operations

Inception Date	10/2/2017
Fund Size	140,590,054
Annual Report Gross Expense Ratio	1.37%
Turnover Ratio %	100.00

### Asset Allocation

Portfolio Date: 6/30/2018



### Risk

Time Period: 11/1/2017 to 9/30/2018

	Inv	Bmk1
Alpha	9.35	0.00
Beta	0.98	1.00
R2	85.04	100.00
Std Dev	5.72	5.37
Sharpe Ratio	2.01	0.40
Sortino Ratio	3.97	0.52
Best Month	3.30	2.01
Worst Month	-1.83	-3.63
Up Capture Ratio	186.50	100.00
Down Capture Ratio	74.70	100.00

### Manager Biography

Erman Civelek

Mr. Civelek is responsible for portfolio management, and asset allocation at Beacon Investment Advisory Services. He leads Beacon's monthly investment committee meetings and his particular area of expertise is alternative asset class strategies. Prior to joining Beacon, Mr. Civelek served as a lead portfolio manager at the Acertus Capital Management, LLC, where he managed three long-short equity strategies using a systematic, rules-based process designed to control risk and deliver predictable returns. He also worked at The MDE Group, where he carried out fundamental and technical analysis with respect to investment strategies and the financial markets. He developed and maintained The MDE Group's quantitative and qualitative due diligence process used for evaluating external investment managers. Mr. Civelek graduated summa cum laude with a B.A. in economics from Rutgers College, where he was a member of Phi Beta Kappa and Golden Key National Honor Society beginning in his junior year. He is also a CFA charterholder and holds the Chartered Alternative Investment Analyst (CAIA) designation. He received his certified financial planner ("CFP") designation from the College for Financial Planning in Denver, Colorado.

John Longo

Mr. Longo plays a key role in developing Beacon's macroeconomic outlook and serves as co-portfolio manager for several of the Beacon's investment products. He has been with the investment management industry since 1997. He contributes to Beacon's thought leadership in the field of investment management and strategy by representing the firm, as invited speaker, at numerous financial related conferences throughout the world. Mr. Longo is also a Professor of Finance at Rutgers Business School, and has taught in its undergraduate, MBA, Executive MBA, and International Executive MBA programs for more than 15 years. Previously, Mr. Longo was a Vice President at Merrill Lynch, where he played an instrumental role in creating and managing investment strategies for Merrill Lynch's Strategy Power product. Mr. Longo holds a Ph.D. and an M.B.A. in finance and a B.A. in computer science and economics, all from Rutgers University. He is a Chartered Financial Analyst ("CFA") charterholder.

Christopher Shagawat

Mr. Shagawat is a portfolio manager with the Beacon Investment Advisory Services. Mr. Shagawat works directly with the senior portfolio management team in the development and implementation of Beacon Trust's strategies, supporting the process with in-depth portfolio analysis and performance attribution. Mr. Shagawat began his career in the financial service industry from 2011 with Acertus Capital Management, a subsidiary of The MDE Group. Mr. Shagawat graduated summa cum laude with a B.S. in finance from Rutgers Business School and is also a CFA® charterholder.

### Portfolio Characteristics

	Inv	Bmk1
SEC Yield	—	—
Average Eff Duration	—	—
Average Price	—	—
P/E Ratio (TTM)	—	20.94
P/B Ratio (TTM)	—	3.18
ROA % (TTM)	—	7.10
ROE % (TTM)	—	21.24
Average Market Cap (mil)	—	150,397
# of Holdings	30	496
% Asset in Top 10 Holdings	80.77	33.34

### Top Holdings

Portfolio Date: 6/30/2018

	Equity Style Box	Portfolio Weighting %
S&P 500® Mini Index	—	8.29
S&P 500® Mini Index	—	8.27
S&P 500® Mini Index	—	8.23
S&P 500® Mini Index	—	8.22
S&P 500® Mini Index	—	8.21
S&P 500® Mini Index	—	7.94
S&P 500® Mini Index	—	7.93
S&P 500® Mini Index	—	7.92
S&P 500® Mini Index	—	7.91
S&P 500® Mini Index	—	7.87

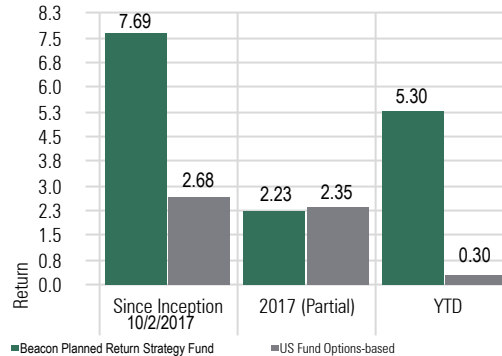
**Benchmark:** US Fund Options-based

9/30/2018 Fact Sheet

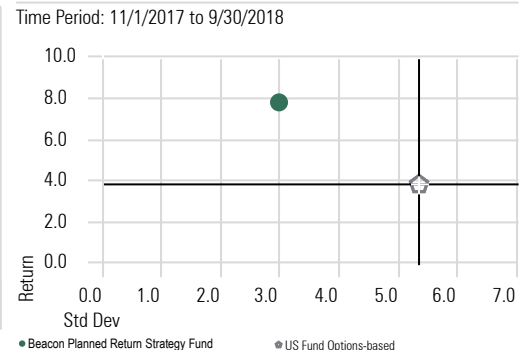
### Investment Strategy

The Fund seeks to capture most of the returns generated by U.S. equity markets in rising markets, and to protect against the market losses in declining markets. The fund employs a long/short index option strategy by following a disciplined and systematic investment process. It is non-diversified.

### Returns (%)



### Risk-Reward



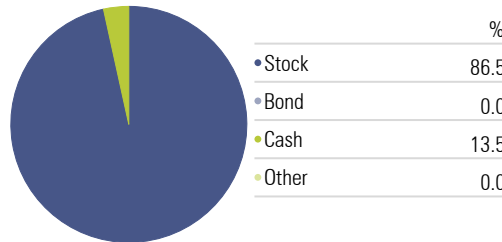
Performance data quoted represents past performance. Past performance does not guarantee future results. Performance figures over one year are annualized. The investment return and principal value of an investment will fluctuate so that an investor's shares, when redeemed, may be worth more or less than the original cost. Current performance of the fund may be lower or higher than the performance quoted. Performance data current to the most recent month end may be obtained by calling 844-894-9222.

### Operations

Inception Date	10/2/2017
Fund Size	324,245,010
Annual Report Gross Expense Ratio	1.32%
Turnover Ratio %	100.00

### Asset Allocation

Portfolio Date: 6/31/2018



### Risk

Time Period: 11/1/2017 to 9/30/2018

	Inv	Bmk1
Alpha	4.67	0.00
Beta	0.51	1.00
R2	86.00	100.00
Std Dev	2.98	5.37
Sharpe Ratio	1.95	0.40
Sortino Ratio	3.66	0.52
Best Month	1.74	2.01
Worst Month	-0.97	-3.63
Up Capture Ratio	103.91	100.00
Down Capture Ratio	38.16	100.00

### Manager Biography

Erman Civelek

Mr. Civelek is responsible for portfolio management, and asset allocation at Beacon Investment Advisory Services. He leads Beacon's monthly investment committee meetings and his particular area of expertise is alternative asset class strategies. Prior to joining Beacon, Mr. Civelek served as a lead portfolio manager at the Acertus Capital Management, LLC, where he managed three long-short equity strategies using a systematic, rules-based process designed to control risk and deliver predictable returns. He also worked at The MDE Group, where he carried out fundamental and technical analysis with respect to investment strategies and the financial markets. He developed and maintained The MDE Group's quantitative and qualitative due diligence process used for evaluating external investment managers. Mr. Civelek graduated summa cum laude with a B.A. in economics from Rutgers College, where he was a member of Phi Beta Kappa and Golden Key National Honor Society beginning in his junior year. He is also a CFA charterholder and holds the Chartered Alternative Investment Analyst (CAIA) designation. He received his certified financial planner ("CFP") designation from the College for Financial Planning in Denver, Colorado.

John Longo

Mr. Longo plays a key role in developing Beacon's macroeconomic outlook and serves as co-portfolio manager for several of the Beacon's investment products. He has been with the investment management industry since 1997. He contributes to Beacon's thought leadership in the field of investment management and strategy by representing the firm, as invited speaker, at numerous financial related conferences throughout the world. Mr. Longo is also a Professor of Finance at Rutgers Business School, and has taught in its undergraduate, MBA, Executive MBA, and International Executive MBA programs for more than 15 years. Previously, Mr. Longo was a Vice President at Merrill Lynch, where he played an instrumental role in creating and managing investment strategies for Merrill Lynch's Strategy Power product. Mr. Longo holds a Ph.D. and an M.B.A. in finance and a B.A. in computer science and economics, all from Rutgers University. He is a Chartered Financial Analyst ("CFA") charterholder.

Christopher Shagawat

Mr. Shagawat is a portfolio manager with the Beacon Investment Advisory Services. Mr. Shagawat works directly with the senior portfolio management team in the development and implementation of Beacon Trust's strategies, supporting the process with in-depth portfolio analysis and performance attribution. Mr. Shagawat began his career in the financial service industry from 2011 with Acertus Capital Management, a subsidiary of The MDE Group. Mr. Shagawat graduated summa cum laude with a B.S. in finance from Rutgers Business School and is also a CFA® charterholder.

### Portfolio Characteristics

	Inv	Bmk1
SEC Yield	—	—
Average Eff Duration	—	—
Average Price	—	—
P/E Ratio (TTM)	—	20.94
P/B Ratio (TTM)	—	3.18
ROA % (TTM)	—	7.10
ROE % (TTM)	—	21.24
Average Market Cap (mil)	—	150,397
# of Holdings	45	496
% Asset in Top 10 Holdings	53.79	33.34

### Top Holdings

Portfolio Date: 6/30/2018

	Equity Style Box	Portfolio Weighting %
S&P 500® Mini Index	—	8.61
S&P 500® Mini Index	—	8.06
S&P 500® Mini Index	—	6.98
S&P 500® Mini Index	—	6.73
S&P 500® Mini Index	—	5.86
S&P 500® Mini Index	—	5.85
S&P 500® Mini Index	—	5.84
S&P 500® Mini Index	—	5.84
S&P 500® Mini Index	—	5.83
S&P 500® Mini Index	—	5.83

Important Information: Beacon Investment Advisory Services, Inc. ("BIAS") is an SEC registered investment adviser, under the name Beacon Trust, and is wholly owned by Beacon Trust Company ("BTC"), which is a subsidiary of Provident Bank. Provident Bank is a subsidiary of Provident Financial Services, Inc., a holding company whose common stock is traded on the New York Stock Exchange. Beacon Trust may only transact business in those states where it is notice filed or qualify for a corresponding exemption from notice filing requirements. Additional information is contained in the respective Form ADV disclosure documents, the most recent versions of which are available on the SEC's Investment Adviser Public Disclosure website at <http://www.adviserinfo.sec.gov>. #86212

SECURITIES AND INVESTMENT PRODUCTS: NOT FDIC INSURED - MAY GO DOWN IN VALUE – NOT GUARANTEED BY A BANK OR BANK AFFILIATE - NOT A DEPOSIT - NOT INSURED BY ANY GOVERNMENT AGENCY
---

Fund holdings and sector allocations are subject to change and are not a recommendation to buy or sell any security.

*The Funds investment objectives, risks, charges, and expenses must be considered carefully before investing. The statutory and summary prospectus contain this and other important information about the investment company, and may be obtained by calling 973-206-7100 or by visiting <https://www.beacontrust.com/services/investment-management/beacon-funds>. Read this carefully before investing.*

The Beacon Funds are distributed by ALPS Distributors, Inc.

### **IMPORTANT RISKS**

As with any mutual fund, there are risks to investing and loss of principal is possible.

Investing in derivative instruments can be volatile and involves various types and degrees of risks, depending upon the characteristics of a particular derivative. Derivatives may entail investment exposures that are greater than their cost would suggest, meaning that a small investment in a derivative could have a large potential impact on the performance of the Fund. Investing in options purchased over-the-counter bears the risk that the counterparty that wrote the option will be unable or unwilling to perform its obligations under the option contract. Such options may also be illiquid, and in such cases, the Fund may have difficulty closing out its option positions. Investing in equity securities is generally volatile and riskier than some other forms of investment. Common stock prices fluctuate based on changes in a company's financial condition, on overall market and economic conditions, and on investors' perception of a company's well-being. Investing in ETFs can create the risk in liquidity, as an ETF might not be able to dispose of certain holdings quickly or at prices that represent true market value in the judgment of the ETF investment managers. In addition, ETFs may invest in shares of other investment companies, including ETFs, as a means to pursue its investment objective. As a result of this policy, your cost of investing in the Fund will generally be higher than the cost of investing directly in such investment companies or with the risks of investing in an investment company. Investing in a "non-diversified" investment company subjects you to the risks of investing in fewer issuers, and may be more susceptible to a single adverse economic or regulatory occurrence. As a result, changes in the market value of a single security could cause greater fluctuations in the value of Fund shares than would occur in a diversified fund. It is possible to lose money on an investment in the Fund. Investments in the Fund are not deposits or obligations of any bank, are not endorsed or guaranteed by any bank and are not insured or guaranteed by the U.S. government, the Federal Deposit Insurance Corporation, the Federal Reserve Board or any other government agency.

This report is provided by Beacon Trust for informational purposes only. The publication is limited to the dissemination of general information pertaining to the wealth management products and services offered by Beacon Trust to U.S. residents of those states where not prohibited by applicable law. No portion of this report is to be construed as a solicitation to effect transactions in securities or the provision of personalized investment, tax, or legal advice. All information, including ratings, contained in this report is provided by Morningstar and although Beacon Trust believes it to be reliable, there is no guarantee as to the accuracy or completeness of such information. Any holdings, asset allocation, diversification breakdowns or other composition data shown are as of the date indicated and are subject to change at any time. They may not be representative of the fund's current or future investments. The Top Ten holdings do not include money market instruments or futures contracts, if any. Depository receipts are normally combined with the underlying security.